

Panasonic

Remote Controller Operating Instructions

Model No. **WV-CU20**

For more details on connections and operations, refer to the Operating Instructions included in the WJ-NT204 Network Interface Unit.

NMD401-0

V6QA5723AN

Printed in Japan

WARNING:

To reduce the risk of fire or electric shock, do not expose this appliance to rain or moisture.

The serial number of this product may be found on the bottom of the unit. You should note the serial number of this unit in the space provided and retain this instruction as a permanent record of your purchase to aid identification in the event of theft.

Model No. _____

Serial No. _____

PREFACE

The WV-CU20 Remote Controller is designed for exclusive use with the Panasonic WJ-NT204 Network Interface Unit in a remote surveillance system.

The Controller is used to set up the WJ-NT204, to dial the site number, to receive a call and to control cameras at site.

PRECAUTIONS

- Refer all work related to the installation of this product to qualified service personnel or system installers.
- Do not attempt to disassemble the appliance.
To prevent electric shock, do not remove screws or covers.
There are no user-serviceable parts inside. Contact qualified service personnel for maintenance.
- Handle the appliance with care.
Do not strike or shake, as this may damage the appliance.
- Do not expose the appliance to water or moisture, nor try to operate it in wet areas.
Do take immediate action if the appliance becomes wet. Turn the power off and refer servicing to qualified service personnel. Moisture may damage the appliance and also cause electric shock.
- Do not use strong or abrasive detergents when cleaning the appliance body.
Use a dry cloth to clean the appliance when it is dirty.
When the dirt is hard to remove, use a mild detergent and wipe gently.
- Do not operate the appliance beyond its specified temperature or humidity range.
Use the appliance at temperatures within -10°C - $+60^{\circ}\text{C}$ (14°F - 140°F) and a humidity below 80%.

Panasonic Security and Digital Imaging Company

A Division of Matsushita Electric Corporation of America

Executive Office: One Panasonic Way 3E-7, Secaucus, New Jersey 07094

Regional Offices:

Northeast: One Panasonic Way, Secaucus, NJ 07094 (201) 348-7303

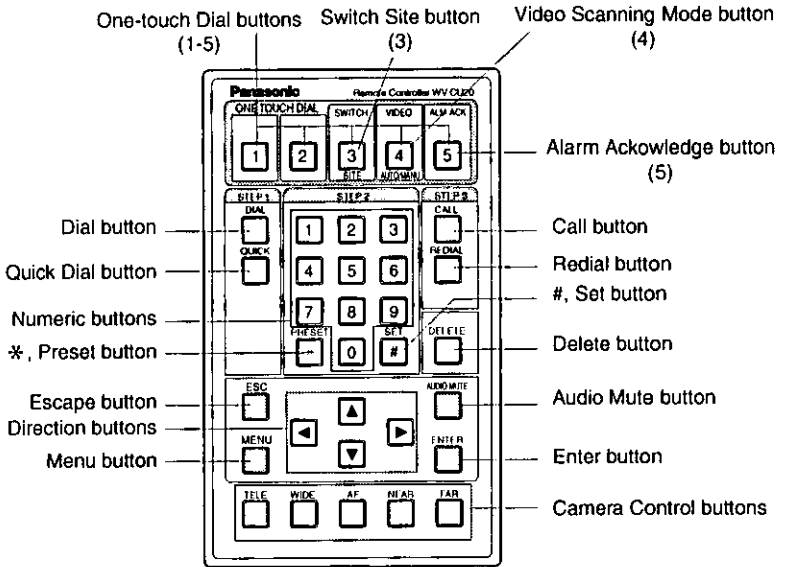
Southern: 1225 Northbrook Parkway, Suite 1-160, Suwanee, GA 30024 (770) 338-6838

Midwest: 1707 North Randall Road, Elgin, IL 60123 (847) 468-5211

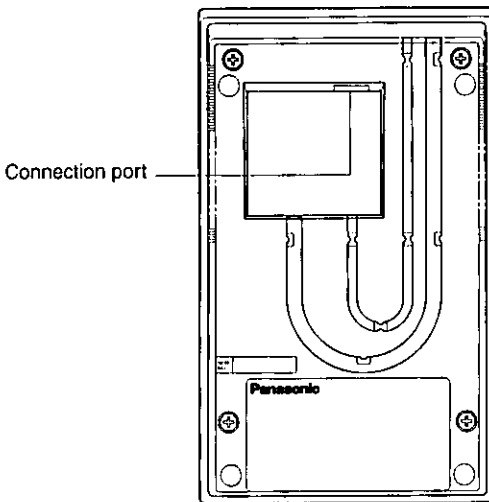
Western: 6550 Katella Ave., Cypress, CA 90630 (714) 373-7840

APPEARANCE

■ Front View



■ Rear View

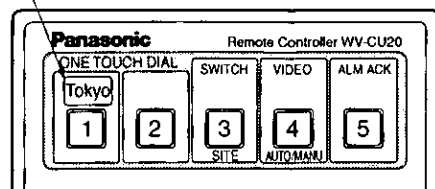


For more details on connections and operations, refer to the Operating Instructions included in the WJ-NT204 Network Interface Unit.

PREPARATION

The Title Labels are provided for attaching to the One-touch Dial buttons of the controller. Write the destination title assigned to the button on the label, peel the label off, and then attach it on the controller as shown in the figure.

Title Label



SPECIFICATIONS

| | |
|--------------------------------|--|
| Power Requirement: | 5V DC 2 mA supplied by exclusive WJ-NT204 |
| Ambient Operating Temperature: | -10°C - +60°C (14°F - 140°F) |
| Ambient Operating Humidity: | Less than 80% |
| Dimensions: | 110 (W) x 51 (H) x 177 (D) mm 4-5/16" (W) x 2" (H) x 6-15/16" (D) |
| Weight: | 280 g (0.6 lbs.) |

Weight and dimensions shown are approximate.
Specifications are subject to change without notice.

STANDARD ACCESSORIES

| | |
|---------------------------------------|-------|
| 6-conductor modular cable (3 m) | 1 pc. |
| Title labels..... | 1 set |

Panasonic Canada Inc.
5770 Ambler Drive, Mississauga,
Ontario, L4W 2T3 Canada (905)624-5010

Panasonic Sales Company
Division of Matsushita Electric of Puerto Rico Inc.
Ave. 65 de Infanteria. Km. 9.5
San Gabriel Industrial Park, Carolina,
Puerto Rico 00985 (809)750-4300